









PD 3.0 Wall Charger TLL151411-TLL151421

-  User manual
-  Manual de utilizzare
-  Manual del usuario
-  Manuel d'utilisation
-  Manuale d'uso
-  Benutzerhandbuch

A silhouette of a city skyline with various skyscrapers of different heights and shapes, set against a dark background.

INTO YOUR FUTURE

Input: AC 100-240V~50/60Hz 0.6A Max

USB-C output (PD 3.0):

5V/3A, 9V/2.22A, 12V/1.67A (20W)

Total power: 20W

Features: Smart charging technology

Material: ABS+PC (Fireproof and flame retardant)

Compatible PD devices: iPad Pro 12.9", iPad Pro

10.5", iPad Pro 11", iPhone 14 Pro Max/ iPhone 14

Pro/ iPhone 14/ iPhone 13 mini/ 13/ 13 Pro/ 13 Pro

Max/ iPhone 12 mini/ 12/ 12 Pro/ 12 Pro Max/ SE/

iPhone 11/ 11 Pro/ 11 Max/ XR/ X/ XS Max/ XS/ 8

Plus/ 8, Samsung S23 Ultra/ Samsung S23+/

Samsung S23/ Samsung S22 Ultra/ Samsung S22+/

Samsung S22/ Samsung S21 Ultra/ S21+/ S21/

Samsung S20 Ultra/ S20+ /S20, Samsung S10+/ S10/

S10e, Google Pixel 7 Pro/ 7/ 6a/ 6 Pro/ 6/ 5a/ 5/ 4 XL/

4/ 3a XL/ 3a/ 3 XL/ 3

Compatibility: Designed to work with all USB-C

powered devices

Safety protections: Short circuit, overcurrent,

overvoltage, overtemperature

Color: Black/White

Size: 80 x 42 x 27mm

Weight: 50g

Package includes:

1 x 20W wall charger, 1 x Manual

Instructions

1. Plug the charger into your wall socket.
2. Connect one end of your charging cable to your device's charging port (smartphone, power bank, portable speaker, etc.)
3. Connect the other end of the cable to the USB-C port of the charger.
4. Unplug your device when fully charged.

Disposal and recycling information



The crossed-out wheeled-bin symbol on your product, battery, literature or packaging reminds

you that all electronic products and batteries must be taken to separate waste collection points at the end of their working lives; they must not be disposed of in the normal waste stream with household garbage.

It is the responsibility of the user to dispose of the equipment using a designated collection point or service for separate recycling of waste electrical and electronic equipment (WEEE) and batteries according to local laws.

Proper collection and recycling of your equipment helps ensure EEE waste is recycled in a manner that conserves valuable materials and protects human health and the environment, improper handling, accidental breakage, damage, and/or improper recycling at the end of its life may be harmful for health and environment.